

# Unlocking the Treasury of Strum Hand Techniques for Captivating Guitar Performances


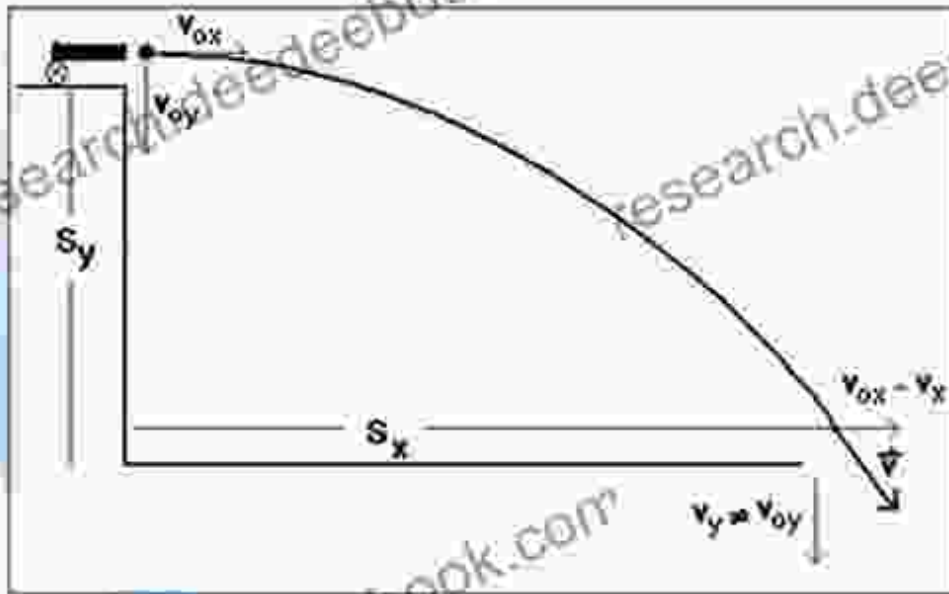
## Delve into the Art of Strumming

The strumming hand, an indispensable component of guitar playing, holds the key to creating dynamic and engaging rhythmic foundations. Mastering a wide repertoire of strumming techniques empowers guitarists with the ability to express diverse musical styles and emotions. This article serves as a comprehensive guide to the treasury of strumming techniques, unlocking a world of rhythmic possibilities for guitarists of all levels.

## Essential Strumming Techniques for Beginners

1. **Downstrokes:** The foundation of strumming, downstrokes involve moving the pick in a downward motion, striking the strings.

# Projectile motion diagram



## Essential Strums & Strokes for Ukulele: A Treasury of Strum-Hand Techniques by Karen Jones

★★★★☆ 4.4 out of 5

Language : English

File size : 404643 KB

Text-to-Speech : Enabled

Screen Reader : Supported

Word Wise : Enabled


Print length : 32 pages

FREE

DOWNLOAD E-BOOK



2. **Upstrokes:** The counterpart of downstrokes, upstrokes involve moving the pick in an upward motion, again striking the strings.



3. **Alternate Picking:** A fundamental technique, alternate picking involves alternating between downstrokes and upstrokes, creating a consistent and

fluid rhythmic flow.

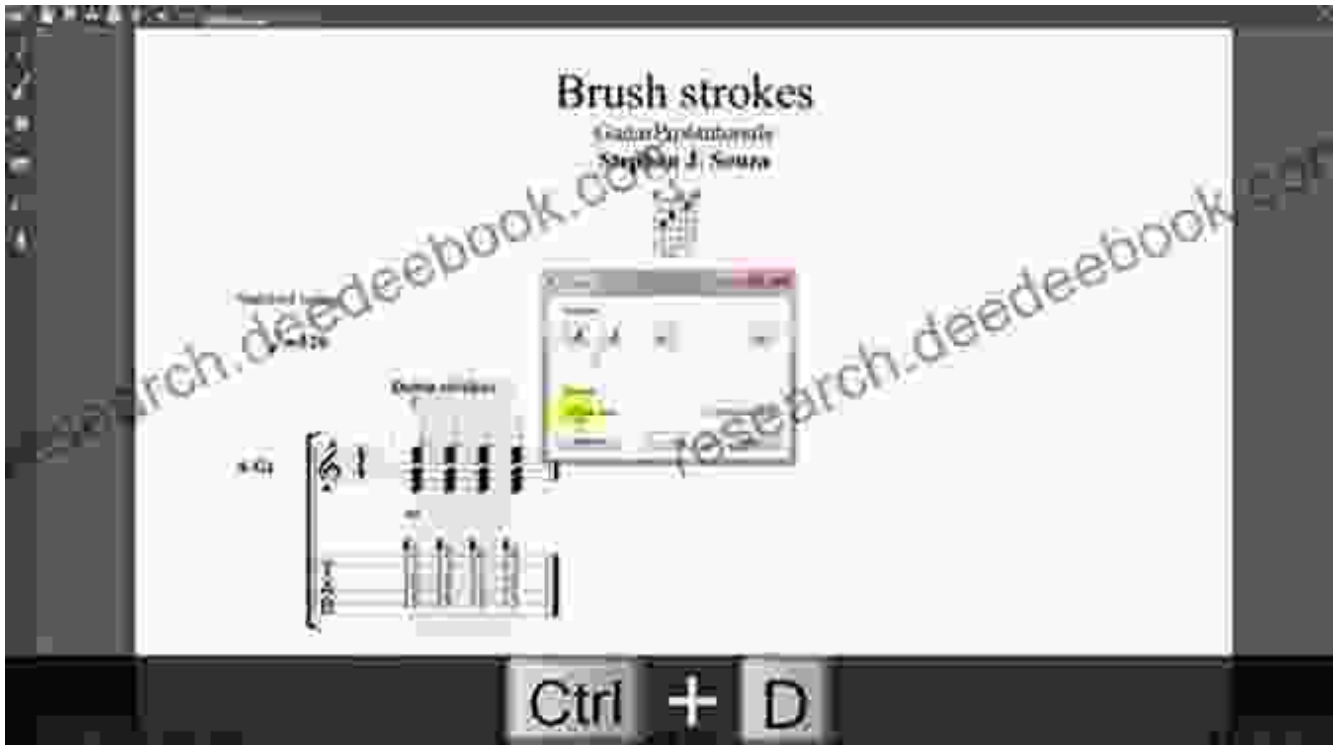
**Alternate Picking**  
*The Major Scale in G - Three notes per string*

With time and practice you can pick faster but remember quality is more important than speed.

Down up

Big Picture Guitar.com

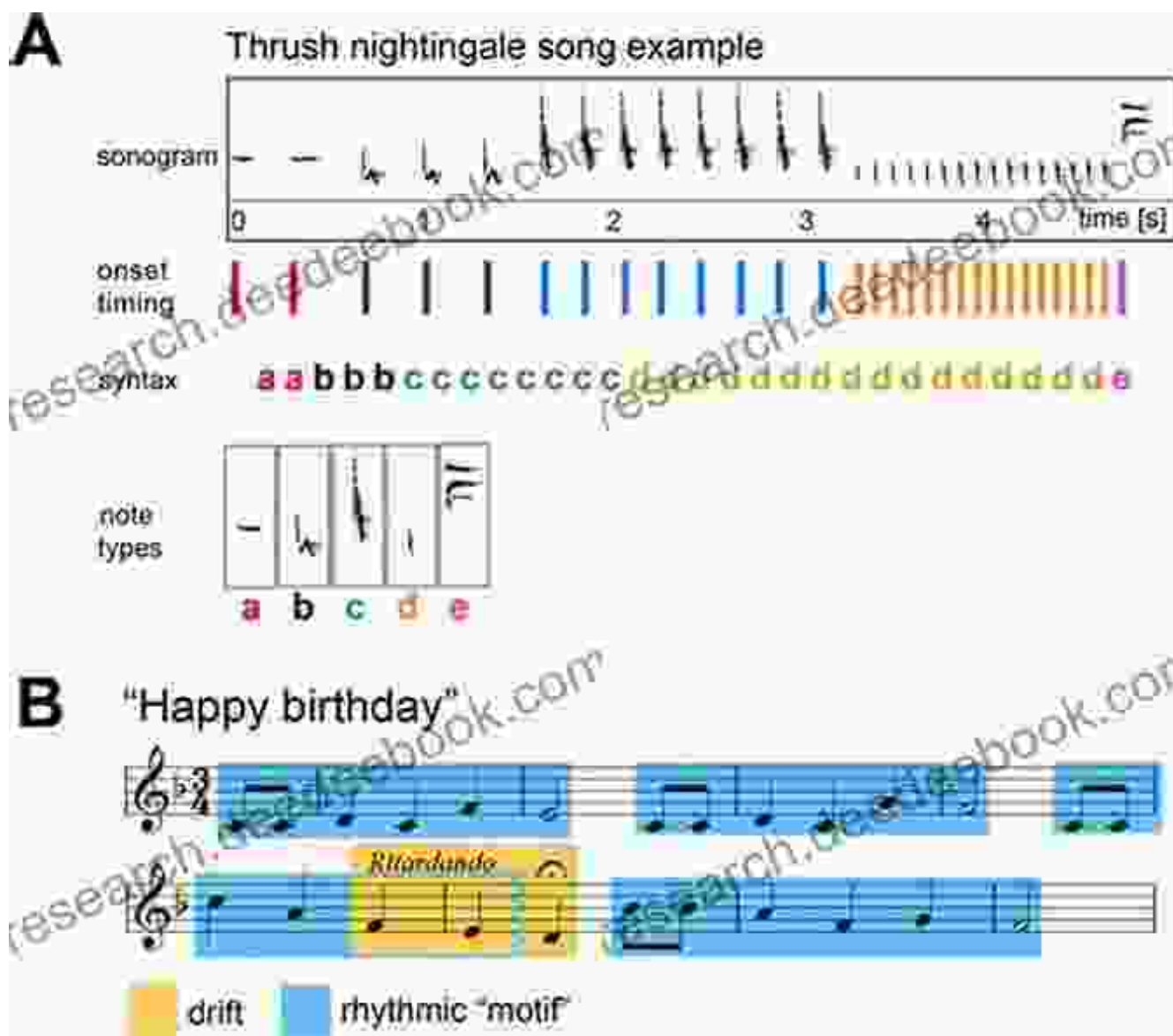
4. **Brush Strumming:** A gentle technique that involves lightly brushing the strings with the pick, creating a subtle and atmospheric sound.



## Advanced Strumming Techniques for Seasoned Players

1. **Rhythmic Variations:** Experienced strummers explore rhythmic variations by altering the timing and accenting of downstrokes and

upstrokes, adding complexity and interest to their strumming patterns.

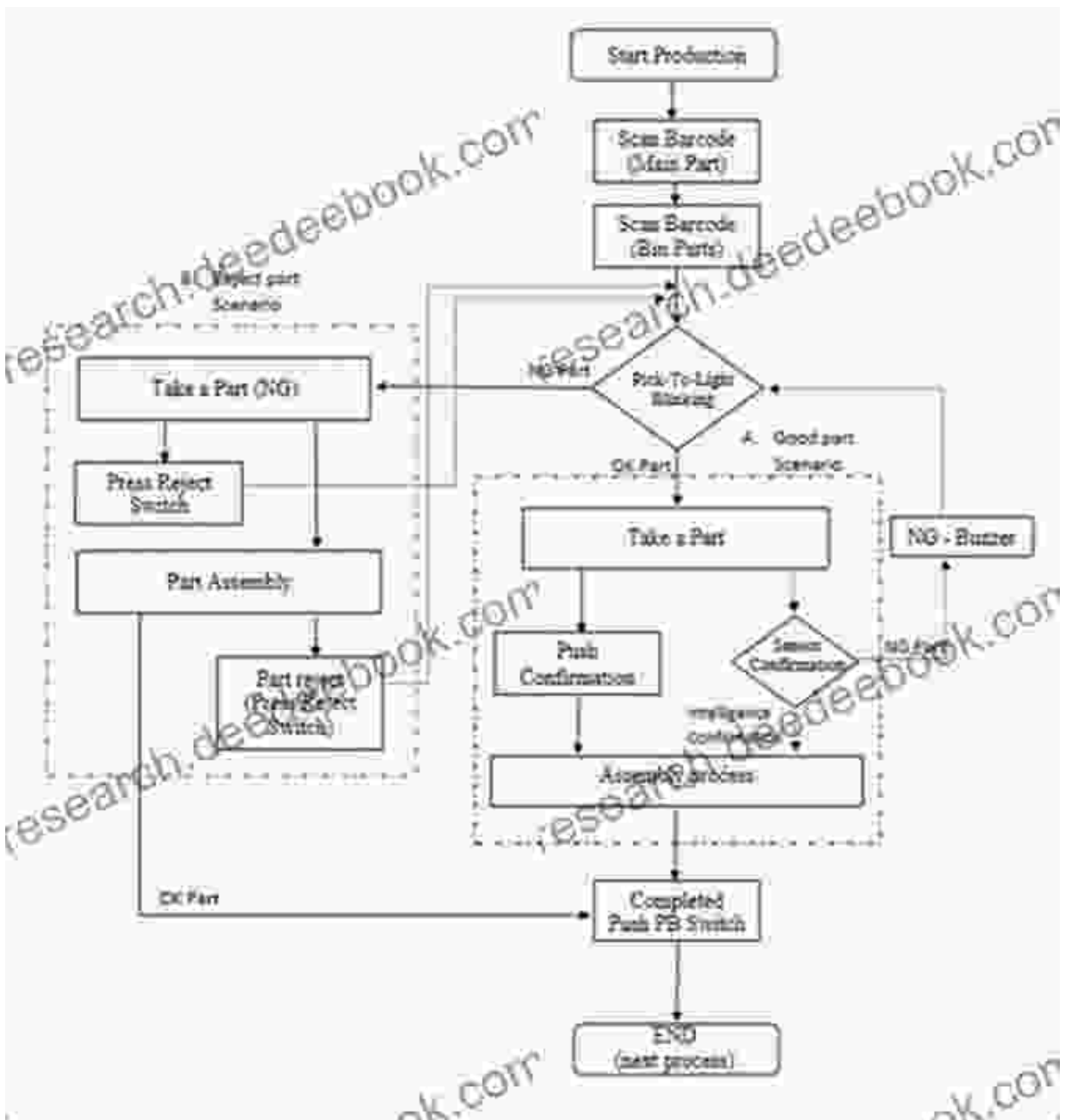


2. **Syncopated Strumming:** Syncopation involves playing accents on off-beats, creating a sense of rhythmic tension and release.



3. **Hybrid Picking:** A combination of strumming and fingerpicking techniques, hybrid picking allows for a wider range of rhythmic and

harmonic possibilities.



4. **Palm Muting:** A percussive technique that involves muting the strings with the palm of the strumming hand, adding a rhythmic and dynamic



element to strumming patterns.



### Tips for Mastering Strum Hand Techniques

1. **Practice Regularly:** Consistent practice is crucial for developing proficiency in strumming techniques.
2. **Use a Quality Pick:** The choice of pick can greatly influence the tone and feel of your strumming. Experiment with different picks to find one that suits your style.
3. **Develop Finger Strength and Coordination:** A strong and coordinated strumming hand is essential for executing complex rhythms and patterns.
4. **Listen to Different Music:** Exposing yourself to a wide range of musical styles will inspire you and help you incorporate new strumming patterns into your playing.
5. **Learn from Experienced Players:** Seek guidance from

experienced guitarists or take lessons to accelerate your learning and refine your technique.

## **Strumming Techniques in Action**

Strumming techniques are the backbone of countless musical genres, from country and folk to rock and pop. Here are a few examples of how strumming techniques are used in famous songs:


- Johnny Cash's "Folsom Prison Blues": A simple but effective down-up strumming pattern creates a steady and driving rhythm. - The Beatles' "Yesterday": An alternate picking pattern adds a light and airy feel to this folk classic. - Eric Clapton's "Tears in Heaven": Brush strumming creates a delicate and emotional atmosphere in this acoustic ballad. - Metallica's "Enter Sandman": Syncopated strumming and palm muting drive the relentless rhythm of this heavy metal anthem. - Tommy Emmanuel's "Classical Gas": Hybrid picking allows for a mesmerizing combination of strumming and fingerpicking in this intricate instrumental piece.

Mastering the treasury of strum hand techniques is an essential skill for any aspiring guitarist. By understanding and practicing the fundamental and advanced techniques outlined in this article, you will unlock a world of rhythmic possibilities, enabling you to create captivating and expressive guitar performances. Remember, consistent practice, experimentation, and a thirst for learning will guide you on your journey to becoming a proficient and versatile strumming guitarist.

### **Essential Strums & Strokes for Ukulele: A Treasury of Strum-Hand Techniques** by Karen Jones

★★★★☆ 4.4 out of 5

Language : English




File size : 404643 KB  
Text-to-Speech: Enabled  
Screen Reader: Supported  
Word Wise : Enabled  
Print length : 32 pages



## My Little Bible Promises Thomas Nelson

In a world filled with uncertainty and challenges, children need comfort, hope, and inspiration. My Little Bible Promises is a powerful tool that provides young readers with...



## Policing Rogue States: Open Media Series Explores Global Security Challenges

In today's interconnected world, the existence of rogue states poses significant threats to global security. These pariah nations often flaunt international...