


The Ultimate BMW E30 Restoration Guide: Restoring Your Classic Bimmer to its Former Glory

The BMW E30 is a classic car that has been loved by enthusiasts for years. If you're lucky enough to own one, you may be considering restoring it.

Restoring a classic car can be a daunting task, but it's also incredibly rewarding. With the right approach, you can bring your E30 back to its former glory and enjoy it for years to come.

This guide will walk you through everything you need to know about restoring a BMW E30, from start to finish. We'll cover everything from choosing the right parts to finding a qualified mechanic.



BMW E30 - 3 Series Restoration Guide by Laurie S. Sutton

★★★★☆ 4.5 out of 5

Language : English
File size : 18570 KB
Text-to-Speech : Enabled
Screen Reader : Supported
Enhanced typesetting : Enabled
Print length : 496 pages



So whether you're a seasoned pro or a complete novice, this guide has everything you need to restore your BMW E30 to its former glory.

1. Assessing the Condition of Your E30

The first step in restoring your E30 is to assess its condition. This will help you determine the scope of work that needs to be done and the budget you'll need to set aside.

Here are some things to look for when assessing the condition of your E30:

- **Bodywork:** Look for any dents, scratches, or rust. You'll also want to check the condition of the paint.
- **Interior:** Inspect the seats, dashboard, and door panels for any damage. You'll also want to check the condition of the carpet and headliner.
- **Mechanical:** Have a qualified mechanic inspect the engine, transmission, and suspension. This will help you identify any potential problems that need to be addressed.

2. Choosing the Right Parts

Once you've assessed the condition of your E30, you'll need to start choosing the right parts. This can be a daunting task, but there are a few things you can do to make it easier.

First, you'll want to decide whether you want to use original BMW parts or aftermarket parts. Original BMW parts are more expensive, but they're also the best quality. Aftermarket parts are less expensive, but they may not be as good of quality.

Once you've decided on the type of parts you want to use, you'll need to start shopping around. There are a number of different places to buy BMW parts, so you'll need to do some research to find the best prices.

3. Finding a Qualified Mechanic

If you're not comfortable working on your E30 yourself, you'll need to find a qualified mechanic to do the work for you. This is an important decision, so you'll want to take your time and find a mechanic who has experience working on BMWs.

Here are some things to look for when choosing a mechanic:

- **Experience:** The mechanic should have experience working on BMWs, and they should be familiar with the E30 model.
- **Reputation:** The mechanic should have a good reputation in the community. You can read online reviews to see what other people have said about their experience.
- **Cost:** The mechanic should be affordable, but you don't want to sacrifice quality for price.
- **Location:** The mechanic should be located conveniently for you.

4. Restoring Your E30

Once you've chosen a mechanic, you can start restoring your E30. The restoration process can be divided into a number of different steps, including:

- **Bodywork:** The bodywork is the most visible part of your E30, so it's important to get it right. The mechanic will need to repair any dents or scratches and repaint the car.
- **Interior:** The interior of your E30 should be restored to its original condition. The mechanic will need to replace any damaged seats,


dashboard, or door panels. They will also need to clean the carpet and headliner.

- **Mechanical:** The mechanical components of your E30 need to be in good working order. The mechanic will need to inspect the engine, transmission, and suspension and make any necessary repairs.

5. Enjoying Your Restored E30

Once your E30 is restored, you can finally enjoy it. Take it for a drive, show it off to your friends, or enter it in a car show. You've put in a lot of hard work, so now it's time to reap the rewards.

Restoring a BMW E30 is a challenging but rewarding experience. With the right approach, you can bring your E30 back to its former glory and enjoy it for years to come.



BMW E30 - 3 Series Restoration Guide by Laurie S. Sutton

★★★★☆ 4.5 out of 5

Language : English
File size : 18570 KB
Text-to-Speech : Enabled
Screen Reader : Supported
Enhanced typesetting : Enabled
Print length : 496 pages

FREE


DOWNLOAD E-BOOK





My Little Bible Promises Thomas Nelson

In a world filled with uncertainty and challenges, children need comfort, hope, and inspiration. My Little Bible Promises is a powerful tool that provides young readers with...



Policing Rogue States: Open Media Series Explores Global Security Challenges

In today's interconnected world, the existence of rogue states poses significant threats to global security. These pariah nations often flaunt international...