


The Overall Process of Flight Training and Obtaining Pilot Certificates



What to Expect from Flight Training! When You Want to Become a Commercial Pilot: The Overall Process of Flight Training and Obtaining Pilot Certificates Explained (The Pilot Career Series Book 2) by Vesa Turpeinen

★★★★☆ 4.7 out of 5

Language	: English
File size	: 2411 KB
Text-to-Speech	: Enabled
Screen Reader	: Supported
Enhanced typesetting	: Enabled
Print length	: 248 pages
Lending	: Enabled



The prospect of soaring through the skies as a certified pilot ignites a fire within many individuals. However, the path to achieving this dream can be somewhat daunting, particularly for those unfamiliar with the intricacies of flight training and pilot certification.

This comprehensive guide aims to demystify the overall process, providing a detailed overview of the various stages, requirements, and considerations involved in becoming a certified pilot. Whether you're a complete novice or have some prior aviation experience, this article will serve as an invaluable resource.

Stages of Flight Training

Flight training is typically divided into three main stages:

1. Private Pilot Certificate (PPL)

The first step in becoming a pilot is obtaining a Private Pilot Certificate (PPL). This certificate qualifies you to fly small, single-engine airplanes for personal or recreational purposes.

Requirements:

- Be at least 17 years old
- Possess a valid medical certificate
- Complete a minimum of 40 hours of flight training, including 10 hours of solo flight
- Pass a written exam and practical flight test

2. Commercial Pilot Certificate (CPL)

The Commercial Pilot Certificate (CPL) allows you to fly for hire, such as transporting passengers or cargo. It requires additional training and experience beyond the PPL.

Requirements:

- Hold a valid PPL
- Be at least 18 years old
- Complete a minimum of 250 hours of flight training, including 50 hours of cross-country flight
- Pass a written exam and practical flight test

3. Airline Transport Pilot (ATP) Certificate

The Airline Transport Pilot (ATP) Certificate is the highest level of pilot certification and is required to fly commercial airliners.

Requirements:

- Hold a valid CPL
- Be at least 23 years old
- Have at least 1,500 hours of flight experience, including 500 hours of cross-country flight
- Pass a written exam and practical flight test

The Path to Pilot Certification

The path to pilot certification can vary depending on your individual circumstances and goals. However, here is a general overview of the steps involved:

Step 1: Choose a Flight School

The first step is to choose a reputable flight school that offers the training programs you need. Consider factors such as location, cost, curriculum, and instructor experience.

Step 2: Obtain a Medical Certificate

Before you can begin flight training, you must obtain a medical certificate from an Aviation Medical Examiner (AME). This certificate verifies that you are physically and mentally fit to fly.

Step 3: Start Flight Training

Once you have your medical certificate, you can begin flight training. Your training will include both ground instruction and flight hours.

Step 4: Pass the Written Exam

Before you can solo or take a practical flight test, you must pass a written exam on aviation knowledge and regulations.

Step 5: Solo Flight

Once you have passed the written exam, you can solo, meaning you will fly the aircraft by yourself for the first time.

Step 6: Practical Flight Test

After you have completed the required flight hours, you will take a practical flight test with an examiner from the Federal Aviation Administration (FAA).

Step 7: Receive Your Pilot Certificate

If you pass the practical flight test, you will be issued a pilot certificate.

Considerations

In addition to the stages and requirements outlined above, there are several other factors to consider:

Cost

Flight training can be expensive, ranging from tens of thousands to hundreds of thousands of dollars, depending on the type of certificate you are pursuing.


Time Commitment

Becoming a pilot requires a significant time commitment. Depending on your availability and the intensity of your training, it can take anywhere from several months to several years to complete.

Job Market

The job market for pilots can be competitive, particularly for airline positions. It's important to research the industry and explore career options before making a significant investment in flight training.

Obtaining a pilot certificate is an exciting and rewarding endeavor, but it requires careful planning, dedication, and financial investment. By understanding the overall process and carefully considering the factors involved, you can increase your chances of success and embark on a fulfilling career in aviation.



What to Expect from Flight Training! When You Want to Become a Commercial Pilot: The Overall Process of Flight Training and Obtaining Pilot Certificates Explained (The Pilot Career Series Book 2) by Vesa Turpeinen

★★★★☆ 4.7 out of 5


Language : English
File size : 2411 KB
Text-to-Speech : Enabled
Screen Reader : Supported
Enhanced typesetting : Enabled
Print length : 248 pages
Lending : Enabled





My Little Bible Promises Thomas Nelson

In a world filled with uncertainty and challenges, children need comfort, hope, and inspiration. My Little Bible Promises is a powerful tool that provides young readers with...



Policing Rogue States: Open Media Series Explores Global Security Challenges

In today's interconnected world, the existence of rogue states poses significant threats to global security. These pariah nations often flaunt international...