

# Essential Vital Beats Every Drummer Must Master: A Comprehensive Guide for Beginners and Professionals Alike

As a drummer, mastering vital beats is fundamental to developing a solid rhythmic foundation and elevating your drumming skills. From basic patterns to complex grooves, these beats provide the framework for countless musical styles and genres. Whether you're a seasoned professional or just starting your drumming journey, understanding and incorporating these vital beats will empower you to enhance your performances and unlock new levels of rhythmic expression.



## Discover Drumset Rhythms: Vital Beats Every Drummer Must Know: Guide To Play Popular Drumset Rhythms

by Alan Wolfelt

★★★★☆ 4.1 out of 5

Language : English

File size : 1731 KB

Text-to-Speech : Enabled

Screen Reader : Supported

Enhanced typesetting : Enabled

Print length : 56 pages


Lending : Enabled



## 1. The Backbeat

The backbeat is the backbone of many popular music genres, including rock, pop, and blues. It consists of a strong snare hit on beats 2 and 4, with


a bass drum hit on beat 1. The backbeat provides a steady, driving rhythm that anchors the music and creates a sense of groove.



Musical notation for the backbeat

## 2. The One-Drop

The one-drop is a signature reggae beat characterized by a strong bass drum hit on beat 1, followed by a snare hit on beat 3 and a hi-hat hit on beat 2. It creates a relaxed, laid-back groove that is common in reggae, ska, and rocksteady music.

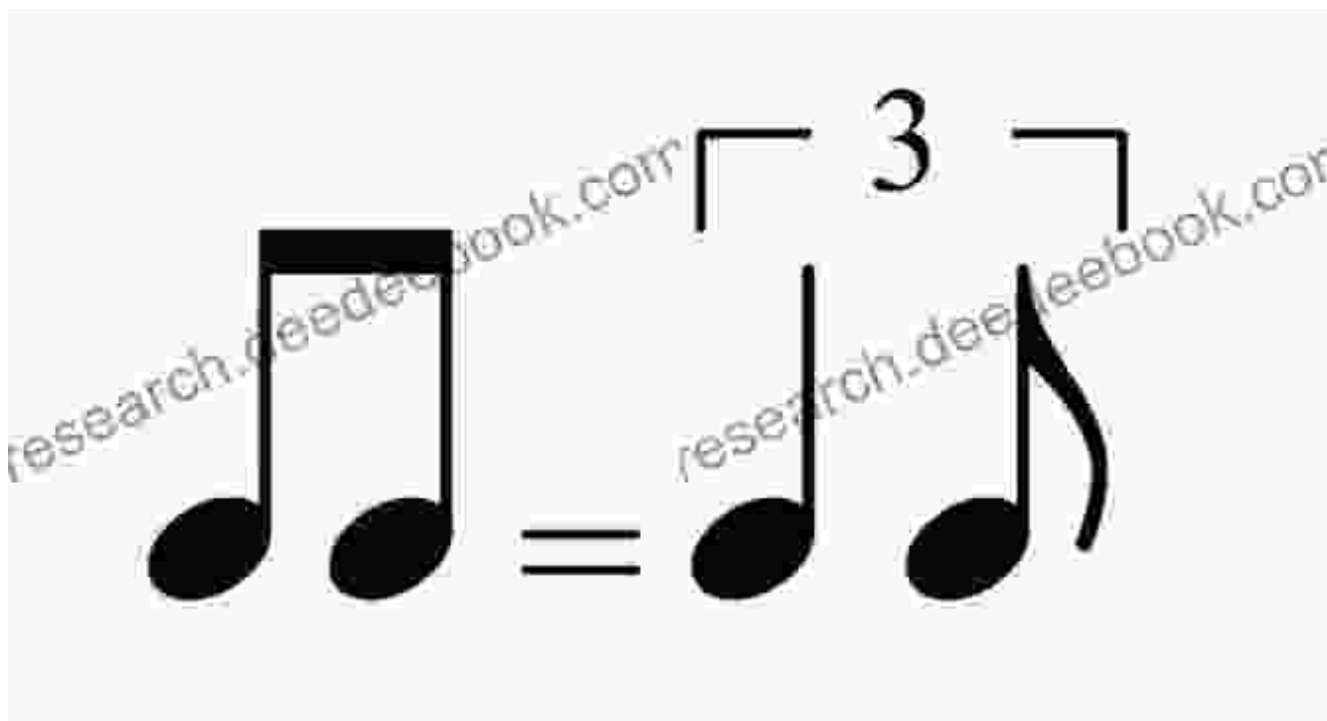


Musical notation for the one-drop

### 3. The Swing

The swing is a jazz-inspired beat that consists of a relaxed, "laid back" feel. The bass drum plays on beats 1 and 3, while the snare plays on beat 2 and

4. The eighth notes in between the beats are played slightly behind the beat, creating a distinctive rhythmic groove.



Musical notation for the swing

#### 4. The Shuffle

The shuffle is a funky, syncopated beat that features a "pushing" or "rolling" feel. The bass drum plays on beats 1 and 3, while the snare plays on beat 2. The hi-hat plays a steady eighth-note pattern, creating a shuffling or "walking" rhythmic groove.



Musical notation for the shuffle

## 5. The Samba

The samba is a lively Brazilian rhythm that consists of a repeating pattern of three bass drum hits followed by two snare hits. The pattern is often played in 2/4 or 4/4 time and is characterized by its syncopated and energetic groove.

# Samba Notation

Charlie D.


The image shows musical notation for seven different Samba instruments. Each instrument has a staff with a treble clef and a 2/2 time signature. The notation includes various rhythmic patterns and dynamics. A watermark 'research.deedeebook.com' is visible across the page.

- Surdo Primer:** Features a melody starting with a half note, followed by quarter notes, and a dynamic marking of *ff*.
- Surdo Segundo:** Features a melody starting with a half note, followed by quarter notes, and a dynamic marking of *ff*.
- Surdo Tercer:** Features a melody starting with a half note, followed by quarter notes, and a dynamic marking of *ff*.
- Caixa:** Features a steady bass line with quarter notes.
- Tamborim:** Features a steady bass line with quarter notes and triplets in the second and third measures.
- Agogo Bells:** Features a steady bass line with quarter notes.
- Rocar:** Features a steady bass line with quarter notes.

Musical notation for the samba

## 6. The Bossa Nova

The bossa nova is a smooth, laid-back Brazilian rhythm that features a repeated pattern of bass drum, snare drum, and closed hi-hat. The beat is played in 4/4 time and is characterized by its relaxed and flowing groove.



Musical notation for the bossa nova

## 7. The Waltz

The waltz is a triple-time rhythm that consists of a repeating pattern of three beats. The bass drum plays on beat 1, the snare drum plays on beat 3, and the hi-hat plays on beats 2 and 4. The waltz is a graceful and elegant rhythm that is commonly used in classical music and ballroom dancing.

**Waltz No. 2**  
Jazz Suite in C-minor  
for Piano Solo

Composed by Dmitri Shostakovich  
Transcribed by Andrea Tom

♩ = 170

The image displays a page of musical notation for a piano solo. The title is "Waltz No. 2" from a "Jazz Suite in C-minor". It is composed by Dmitri Shostakovich and transcribed by Andrea Tom. The tempo is marked as quarter note = 170. The notation is arranged in four systems, each with a treble and bass clef. The first system is labeled "Piano" and includes dynamic markings "p" and "ap". The second system is labeled "Piano". The third system is labeled "Piano". The fourth system is labeled "Piano". The notation includes various musical symbols such as notes, rests, and dynamic markings.

Musical notation for the waltz

## Developing Your Vital Beats

Mastering vital beats requires consistent practice, patience, and a methodical approach. Here are some tips to help you improve your skills:



- **Start with a metronome:** Practice playing the beats with a metronome to develop a solid sense of timing and accuracy.
- **Use a practice pad:** A practice pad provides a quiet and convenient way to work on your beats without disturbing others.
- **Subdivide the beats:** Break down the beats into smaller subdivisions to improve your precision and control.
- **Experiment with different accents:** Try accenting different notes in the beats to create variations and grooves.
- **Play along to songs:** Listen to recordings of drummers who play the vital beats you want to learn and try to play along.

Vital beats are the building blocks of drumming, providing the foundation for countless musical styles and genres. By mastering these beats, you can expand your rhythmic vocabulary, enhance your performances, and become a more versatile and expressive drummer. Embrace the journey of learning these vital beats, and you will unlock new levels of rhythmic proficiency and enjoyment in your drumming.



## Discover Drumset Rhythms: Vital Beats Every Drummer Must Know: Guide To Play Popular Drumset Rhythms

by Alan Wolfelt

★★★★☆ 4.1 out of 5

Language : English

File size : 1731 KB

Text-to-Speech : Enabled

Screen Reader : Supported

Enhanced typesetting : Enabled

Print length : 56 pages

Lending : Enabled


FREE

DOWNLOAD E-BOOK



## My Little Bible Promises Thomas Nelson

In a world filled with uncertainty and challenges, children need comfort, hope, and inspiration. My Little Bible Promises is a powerful tool that provides young readers with...



## Policing Rogue States: Open Media Series Explores Global Security Challenges

In today's interconnected world, the existence of rogue states poses significant threats to global security. These pariah nations often flaunt international...