


Braided Jewelry Techniques For 15 Statement Pieces That Will Turn Heads

Braided jewelry is a beautiful and versatile way to add a touch of style to any outfit. It can be made from a variety of materials, including leather, cord, ribbon, and wire. And there are endless possibilities when it comes to the design. Whether you're a beginner or a seasoned jeweler, there's a braided jewelry technique that's perfect for you.



Sensational Soutache Jewelry Making: Braided Jewelry Techniques for 15 Statement Pieces by Paul Arnott

★★★★☆ 4.7 out of 5

Language : English
File size : 28020 KB
Text-to-Speech : Enabled
Screen Reader : Supported
Enhanced typesetting : Enabled
Print length : 130 pages



15 Braided Jewelry Techniques

1. **Macrame:** Macrame is a knotting technique that can be used to create a variety of jewelry pieces, including bracelets, necklaces, and earrings. It's a relatively easy technique to learn, and it can be used to create both simple and intricate designs.
2. **Wirework:** Wirework is a jewelry-making technique that involves using wire to create beads, pendants, and other components. It's a versatile

technique that can be used to create a variety of different looks. Wirework can be simple or complex, depending on the design.

3. **Beading:** Beading is a jewelry-making technique that involves using beads to create jewelry pieces. Beads can be made from a variety of materials, including glass, metal, wood, and plastic. Beading can be used to create simple or complex designs.
4. **Leather braiding:** Leather braiding is a jewelry-making technique that involves using leather cord to create bracelets, necklaces, and other jewelry pieces. Leather braiding can be simple or complex, depending on the design.
5. **Ribbon braiding:** Ribbon braiding is a jewelry-making technique that involves using ribbon to create bracelets, necklaces, and other jewelry pieces. Ribbon braiding can be simple or complex, depending on the design.
6. **Kumihimo:** Kumihimo is a Japanese braiding technique that can be used to create a variety of jewelry pieces, including bracelets, necklaces, and earrings. Kumihimo is a relatively easy technique to learn, and it can be used to create both simple and intricate designs.
7. **Soutache:** Soutache is a French braiding technique that can be used to create a variety of jewelry pieces, including necklaces, bracelets, and earrings. Soutache is a more complex technique to learn, but it can be used to create very intricate designs.
8. **Chain maille:** Chain maille is a jewelry-making technique that involves using metal rings to create jewelry pieces. Chain maille can be used to create a variety of different looks, from simple chains to complex weaves.

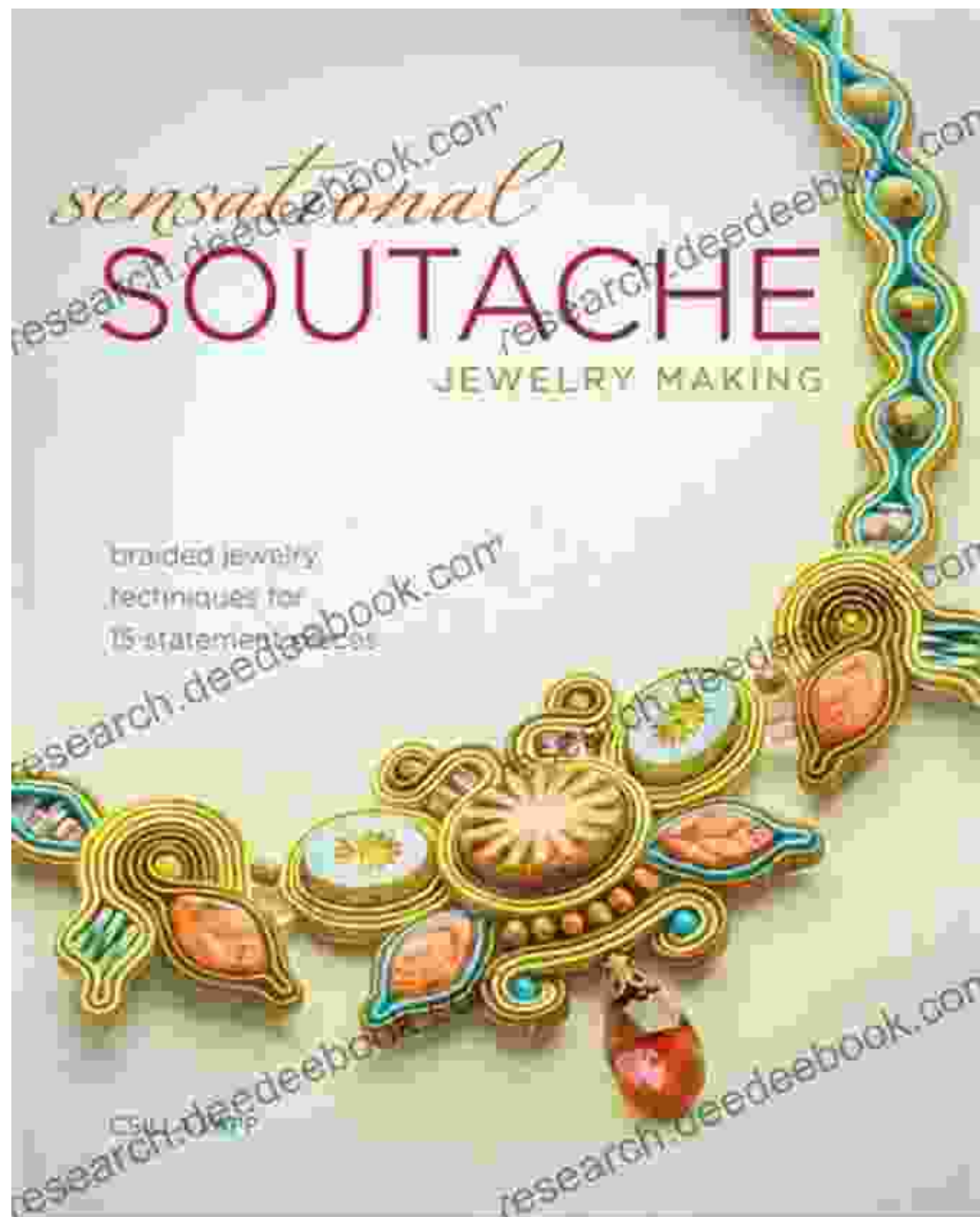
9. **Wire wrapping:** Wire wrapping is a jewelry-making technique that involves using wire to wrap around beads, stones, and other components to create jewelry pieces. Wire wrapping can be used to create a variety of different looks, from simple pendants to complex earrings.
10. **Bead embroidery:** Bead embroidery is a jewelry-making technique that involves using beads to embroider designs onto fabric or other materials. Bead embroidery can be used to create a variety of jewelry pieces, including necklaces, bracelets, and earrings.
11. **Freeform beading:** Freeform beading is a jewelry-making technique that involves using beads to create free-form designs. Freeform beading can be used to create a variety of jewelry pieces, including necklaces, bracelets, and earrings.
12. **Stringing:** Stringing is a jewelry-making technique that involves using cord or thread to string beads, stones, and other components together to create jewelry pieces. Stringing is a relatively simple technique, but it can be used to create both simple and complex designs.
13. **Knotting:** Knotting is a jewelry-making technique that involves using knots to create jewelry pieces. Knotting can be used to create a variety of different looks, from simple bracelets to complex necklaces.
14. **Weaving:** Weaving is a jewelry-making technique that involves using threads or cords to weave together to create jewelry pieces. Weaving can be used to create a variety of different looks, from simple bracelets to complex necklaces.
15. **Crocheting:** Crocheting is a jewelry-making technique that involves using a hook to create loops of yarn or thread to create jewelry pieces.

Crocheting can be used to create a variety of different looks, from simple earrings to complex necklaces.

Tips for Braiding Jewelry

- Start with a good quality cord or thread. This will help your jewelry last longer and look its best.
- Use a variety of beads and other components. This will add interest and dimension to your jewelry.
- Don't be afraid to experiment. There are no rules when it comes to braiding jewelry. Be creative and have fun!
- If you're new to braiding jewelry, there are many online tutorials that can help you get started.

15 Statement Pieces to Make



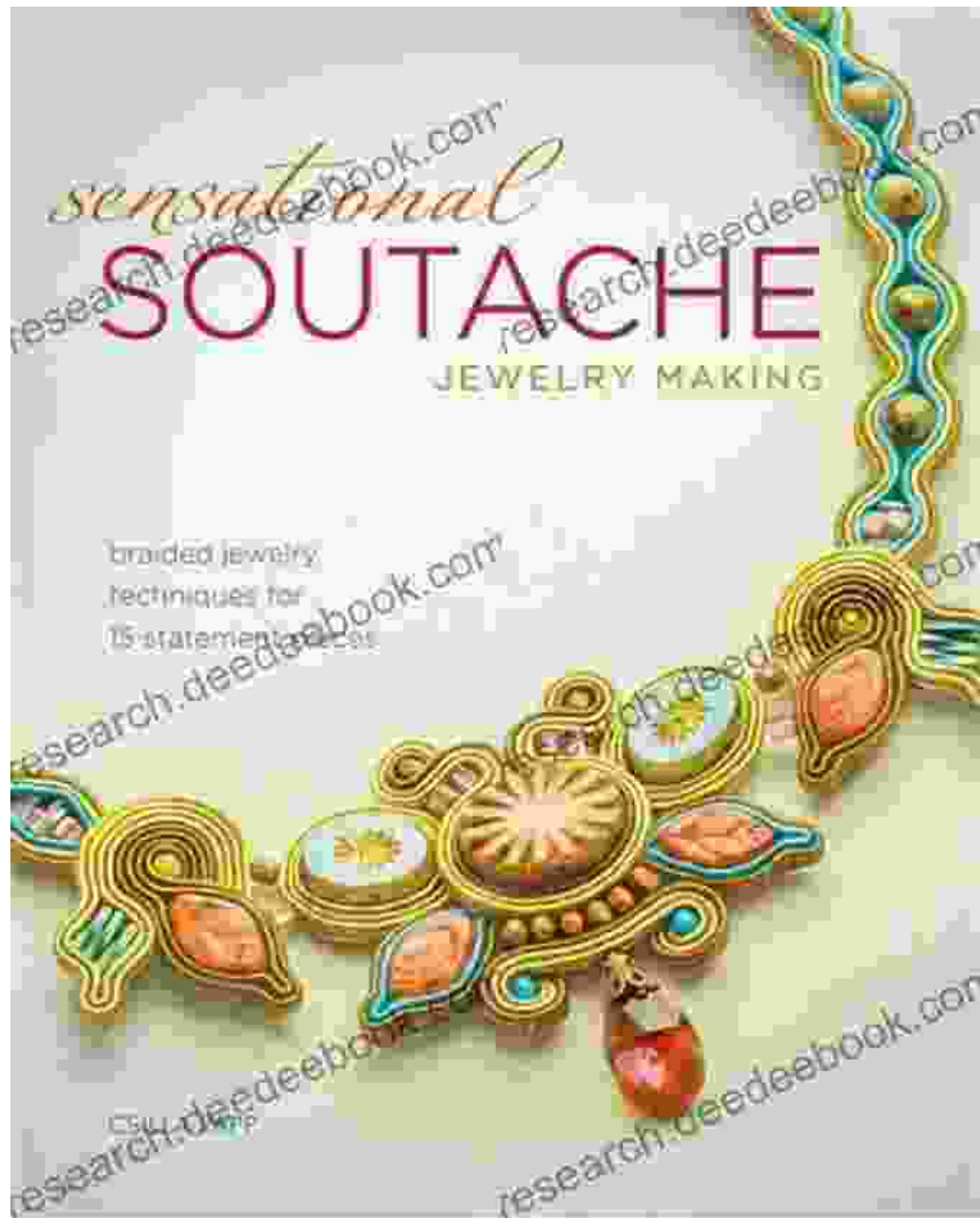
1.



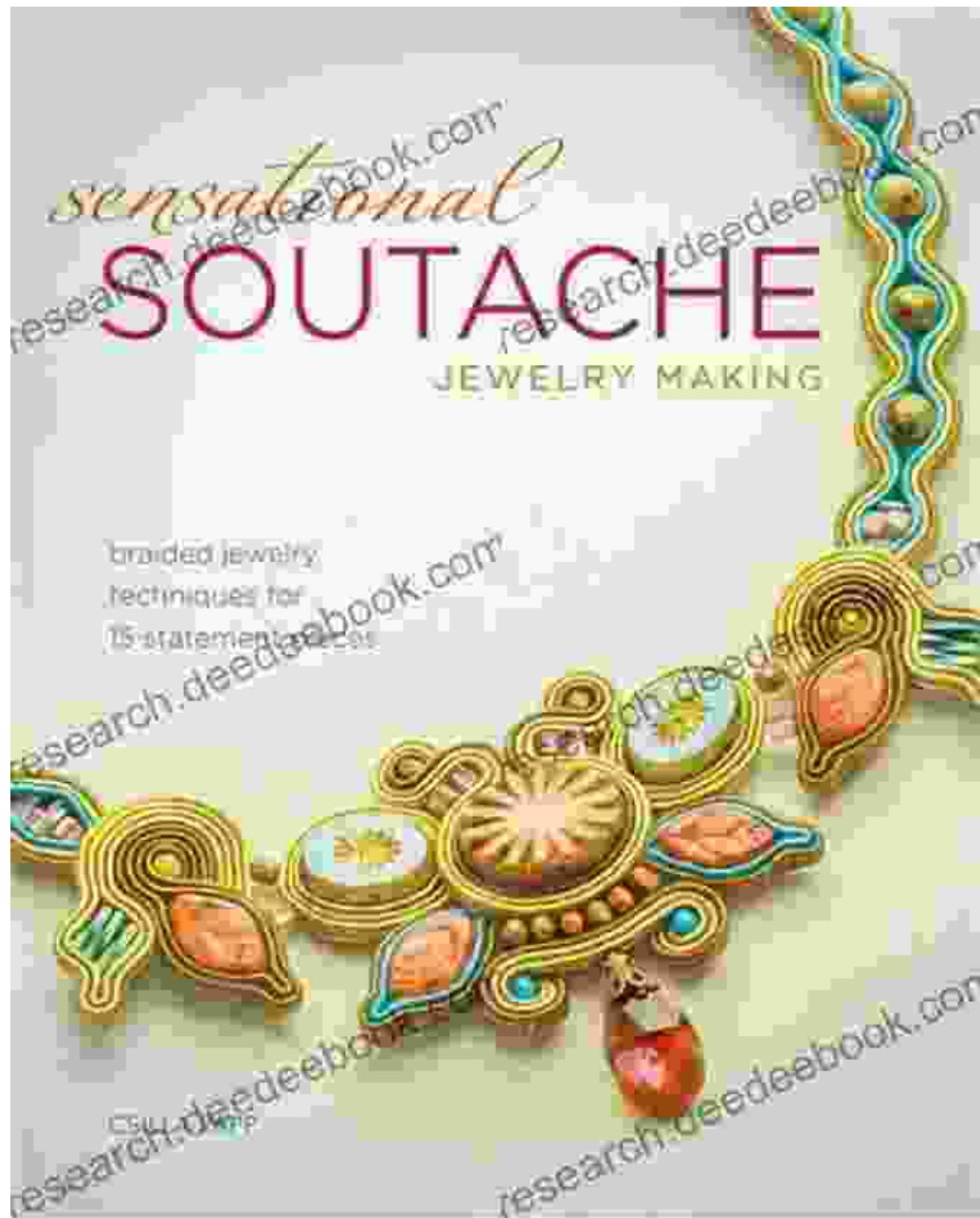
2.



3.



4.




5.



6.

7.



Sensational Soutache Jewelry Making: Braided Jewelry Techniques for 15 Statement Pieces by Paul Arnott

★★★★☆ 4.7 out of 5

Language : English
File size : 28020 KB
Text-to-Speech : Enabled
Screen Reader : Supported
Enhanced typesetting : Enabled
Print length : 130 pages

FREE


DOWNLOAD E-BOOK





My Little Bible Promises Thomas Nelson

In a world filled with uncertainty and challenges, children need comfort, hope, and inspiration. My Little Bible Promises is a powerful tool that provides young readers with...



Policing Rogue States: Open Media Series Explores Global Security Challenges

In today's interconnected world, the existence of rogue states poses significant threats to global security. These pariah nations often flaunt international...