


100 Tips for Successful Songwriting Chord Progressions: The Ultimate Guide to Creating Compelling and Memorable Melodies



100 Tips For Successful Songwriting! Chord Progressions: A Guide and Manual For All Songwriters... Chording Techniques, Transposing Keys, Chord Charts, Open Chords by Lee Higgins

★★★★☆ 4.2 out of 5

Language : English
File size : 1363 KB
Text-to-Speech : Enabled
Enhanced typesetting : Enabled
Word Wise : Enabled
Print length : 23 pages
Lending : Enabled
Screen Reader : Supported



Chord progressions form the backbone of any great song, providing the harmonic foundation and emotional context. Mastering the art of chord progression writing can elevate your songwriting to new heights, allowing you to create melodies that captivate and resonate with your audience. This comprehensive guide will equip you with 100 essential tips to craft successful and memorable chord progressions, empowering you to unlock the full potential of your songwriting.

Beginner-Friendly Tips

1. **Start with simple progressions:** Begin with basic progressions like I-IV-V or I-V-vi before exploring more complex structures.
2. **Use the circle of fifths:** This tool helps you easily visualize and navigate chord relationships.
3. **Experiment with inversions:** Inverting chords (e.g., C/E instead of C) can add variation and depth.
4. **Add seventh chords:** Adding seventh intervals (e.g., G7) can enhance the richness and complexity of your progressions.
5. **Practice regularly:** The more you experiment with chords, the more intuitive and fluid your writing will become.

Intermediate Tips

6. **Explore different key centers:** Moving between key centers can create a sense of harmonic movement and interest.
7. **Use secondary dominants:** Introducing dominant chords that lead to new key areas adds harmonic tension and resolution.
8. **Experiment with borrowed chords:** Using chords borrowed from other key signatures can introduce unexpected and captivating elements.
9. **Incorporate chromaticism:** Adding chromatic notes (notes outside the key) can create dissonance and melodic tension.
10. **Study your favorite songs:** Analyze the chord progressions of songs you admire to learn from the masters.

Advanced Tips

11. **Use extended chords:** Chords with more than three notes (e.g., 9th, 11th, 13th) add harmonic depth and sophistication.
12. **Experiment with polychords:** Playing multiple chords simultaneously can create complex and dissonant sounds.
13. **Use modal interchange:** Incorporating chords from other scales (e.g., Dorian, Phrygian) can introduce new harmonic flavors.
14. **Consider voice leading:** The smooth transition of notes between chords creates a sense of melodic cohesion.
15. **Break the rules:** Don't be afraid to experiment with unconventional chord progressions to create unique and memorable soundscapes.

Tips for Specific Genres

16. **Pop:** Focus on simple, catchy progressions with a strong emphasis on the tonic and dominant chords.
17. **Rock:** Use power chords, minor pentatonic scales, and extended chords to create powerful and energetic progressions.
18. **Jazz:** Experiment with complex chord changes, alterations, and modal interchange to create sophisticated and improvisational progressions.
19. **Blues:** Use 12-bar blues progressions and incorporate the blues scale for soulful and expressive melodies.
20. **Electronic:** Explore unconventional chord structures, dissonant intervals, and arpeggiated chords to create unique and ethereal soundscapes.


Tips for Effective Songwriting

21. **Serve the melody:** The chords should support and enhance the vocal or instrumental melody.
22. **Create contrast:** Use different chord qualities (major, minor, diminished) to create harmonic tension and release.
23. **Use repetition and variation:** Repeating chord patterns can create familiarity, while variations can add interest and depth.
24. **Consider the bridge section:** The bridge often provides a harmonic contrast to the verse and chorus sections.
25. **Experiment with non-diatonic chords:** Incorporating chords outside the key signature can add intrigue and surprise.

Additional Tips

26. **Use a chord chart or software:** These tools can provide visual aids and help you explore new chord combinations.
27. **Collaborate with other musicians:** Exchanging ideas and feedback can lead to innovative and unique progressions.
28. **Don't be afraid to experiment:** The best way to learn is through experimentation and trial and error.
29. **Listen to and analyze music:** Pay attention to the chord progressions used in your favorite songs to gain inspiration and insight.
30. **Be patient:** Mastering chord progressions takes time and practice. Don't get discouraged, and keep experimenting and improving your skills.

Unlocking the secrets of successful songwriting chord progressions empowers you to create melodies that resonate with your audience, stir emotions, and leave a lasting impression. This comprehensive guide has provided you with 100 essential tips to enhance your chord writing skills, from beginner-friendly techniques to advanced harmonic concepts. Remember, experimentation, practice, and a passion for music are the keys to mastering the art of chord progressions. Embrace the journey, let your creativity flow, and may your melodies inspire and captivate for generations to come.



100 Tips For Successful Songwriting! Chord Progressions: A Guide and Manual For All Songwriters... Chording Techniques, Transposing Keys, Chord Charts, Open Chords by Lee Higgins

★★★★☆ 4.2 out of 5


Language : English
File size : 1363 KB
Text-to-Speech : Enabled
Enhanced typesetting : Enabled
Word Wise : Enabled
Print length : 23 pages
Lending : Enabled
Screen Reader : Supported





My Little Bible Promises Thomas Nelson

In a world filled with uncertainty and challenges, children need comfort, hope, and inspiration. My Little Bible Promises is a powerful tool that provides young readers with...



Policing Rogue States: Open Media Series Explores Global Security Challenges

In today's interconnected world, the existence of rogue states poses significant threats to global security. These pariah nations often flaunt international...